



T&E ENT. **Auto Haulers**

P-A-L Trailers



The Ultimate in Practicality for the Sportsman Class Racer

Whether it's a single or multiple car trailer that you desire, let T&E fulfill your trailer needs with a Pull-a-Long Trailer that not only looks fantastic, but also tows like a dream!

With a wide range of options available, we can set your operation up with a High Quality Pull-a-Long Trailer custom built to your unique specifications. Do you have more than one car? We also offer multiple car Stacker Trailers - they're one of our most popular trailer products.

We build our trailers with the finest materials available combined with the highest level of craftsmanship. We think you'll find that the results "speak for themselves". Why settle for a cheaper trailer built with compromising shortcuts when for just a few dollars more you can invest in true T&E Quality?

If you're ready for the finest and would like to talk informally with us about a new trailer, use our convenient Online Contact Page or call Todd Datweiler today at 815-426-2761 and let him personally explain the Quality and Value Advantages that a T&E trailer has over the competition! You may also Request a No-Obligation Quote on a trailer custom built to your specifications.



CERTIFIED MEMBER

NATIONAL ASSOCIATION OF TRAILER MANUFACTURERS



PRO QUALITY TRAILERS *BUILT TO YOUR UNIQUE REQUIREMENTS!*

Log on to www.tande-racetrailers.com and look over some of the trailers that we've custom built for recent customers. While there, you can also view image galleries of optional equipment, review our extensive array of trailer options and request a **NO OBLIGATION QUOTE** for the trailer of your dreams!



From Pull-a-Longs to Semi Trailers...A Complete Line of Pro Quality All-Aluminum Trailers!

T&E AUTO HAULERS - 80 TOBEY DRIVE - HERSCHER, IL 60941

Call Us Today - **815.426.2761** or Visit Us on the Web @ www.tande-racetrailers.com

T&E ENT. Auto Haulers P-A-L Trailers



Options...Sample Highlights of What's Available!



Custom Work Area Cabinets and Accessories
(shown with optional laminate covered cabinets)




Custom Work Area Cabinets and Accessories
(shown with standard white sheeted cabinets)



Well Storage Cabinets and Awning Pole Storage Racks




T&E Custom Ramp Door Extensions



Optional Front Bar A/C Box w/Air Compressor and Battery Storage Below



Rear Loft w/Air Compressor and Generator Storage (shown w/doors removed)




T&E Custom Built All Aluminum Lift Platform




T&E Custom Built Steel Lift Platform



Front Mounted Box Unit with A/C System



Optional Tuff Tow Unit on Front Hitch



Front Tongue Mount Box with Batteries, Charger and Other Equipment



Custom Observation Deck Area w/Diamond Plate Walk On Roof Section



Standard and Optional Trailer Equipment and Dimensions

STANDARD EQUIPMENT:

- LIGHTWEIGHT ALUMINUM EXTRUDED FLOOR/FRAME
- .050 ALUMINUM WALL EXTERIOR W/ALUMINUM UPRIGHTS
- .040 1 PC. ALUMINUM ROOF OVER ALUMINUM ROOF BOWS
- WHITE - STANDARD COLOR
- 102" WIDE - 81" BETWEEN FENDER WELLS
- 10 PLY RADIAL TIRES - w/16" SPARE TIRE & WHEEL
- 6' 9" INTERIOR HEIGHT
- 6000# DEXTER SLIPPER SPRING AXLES - 8 LUG HUBS
- 4 - 12 VOLT LOADING LIGHTS ON ONE SWITCH
- 48" SIDE DOOR W/ RECESSED DOOR LOCK
- ALL ALUMINUM RAMP DOOR W/ SPRING & 2 RECESSED STAINLESS CAM LOCKS
- TONGUE JACK - MANUAL
- BREAK-A-WAY SWITCH
- 2 5/16" COUPLER
- 4 D-RINGS - LOOSE
- ALCOA 16" X 7" ALUMINUM WHEELS - STANDARD
- STEEL AXLE SUPPORTS AND STEEL TONGUE
- ON-SIDE TURN SIGNALS

TRAILER SIZES AND AXLE COMBINATIONS

- 20' BOX - 24' OVERALL 2 AXLES 102" WIDE
- 22' BOX - 26' OVERALL 2 AXLES 102" WIDE
- 24' BOX - 28' OVERALL 2 AXLES 102" WIDE
- 26' BOX - 30' OVERALL 2 AXLES 102" WIDE
- 28' BOX - 32' OVERALL 2 AXLES 102" WIDE
- 28' BOX - 32' OVERALL 3 AXLES 102" WIDE
- 30' BOX - 34' OVERALL 2 AXLES 102" WIDE
- 30' BOX - 34' OVERALL 3 AXLES 102" WIDE
- 32' BOX - 36' OVERALL 3 AXLES 102" WIDE
- 34' BOX - 38' OVERALL 3 AXLES 102" WIDE

We'll Do Our BEST to Earn Your Trust and Business...

Whether you're looking for a small single car trailer or a large multi-car stacker trailer for a professional race team, T&E has you covered!

Log on to www.tande-racetrailers.com to view trailers we've built for recent customers. Once you've decided what your needs are, feel free to fill out a [Quote Request Form](#) from our website, fill it out online and submit it electronically from our website or select the printable option and FAX it to 815-426-2875.

If you'd just like to talk things over informally or if you have any questions, please contact Todd Datweiler at 815-426-2761. Todd will not pressure you to buy from us and is extremely knowledgeable about our full line of trailers.

OPTIONAL EQUIPMENT:

Note: The following are just some of the major options available for Pull-a-Long trailers. View a more detailed list [here](#).

- EXTERIOR SHEETING IS AVAILABLE IN RIVETLESS ALUMINUM OR ALUMINUM PLATE SIDE CONSTRUCTION WITH OPTIONAL COLORS PLUS CUSTOM PAINT SERVICES ARE AVAILABLE.
- MIRROR POLISHED ALUMINUM EXTERIOR EXTRUSIONS
- CUSTOM BUILT HITCHES. [STABILIZERS AND TUFF TOW UNITS AVAILABLE ALSO]
- CUSTOM AXLE SYSTEMS BY STI, WATSON CHALIN AND OTHER MANUFACTURERS TO SUIT ANY SIZE TRAILER.
- FRONT MOUNTED BOX UNITS TO HOUSE A/C SYSTEMS, GENERATORS AND OTHER EQUIPMENT.
- TONGUE MOUNT STORAGE BOXES.
- EXTERIOR COMPARTMENT DOORS TO ALLOW ACCESS TO PIT AIR, WATER AND ELECTRIC REELS AS WELL AS CLUTCH GRINDERS AND OTHER SUCH EQUIPMENT.
- GENERATOR AND AIR COMPRESSOR SYSTEMS IN A WIDE RANGE OF SIZES TO SUIT YOUR NEEDS.
- WIDE VARIETY OF EXTERIOR LIGHTING AND ELECTRICAL OPTIONS INCLUDING SHORE POWER AND ELECTRICAL CONVERTERS/INVERTORS.
- HYDRAULIC REAR LIFT GATE DOORS FOR LARGER TRAILERS.
- CUSTOM BUILT RAMP EXTENSIONS FOR ALL SIZES OF RAMP DOORS.
- CUSTOM BUILT AWNING SYSTEMS BY ARROW, GIRARD AND OTHERS. POWERED AND NON-POWERED AWNINGS ARE AVAILABLE.
- ROOF TOP OBSERVATION DECK SYSTEMS WITH RAILINGS AND LADDER ACCESS FROM TRAILER INTERIOR.
- CUSTOM BUILT T&E ALUMINUM OR STEEL 4PT LIFTS W/OPTIONAL UNDER LIFT LIGHTING. [ALL STEEL 4PT LIFTS BY GEMINI LIFTS ALSO AVAILABLE]
- CUSTOM SIZED SINGLE AND DUAL ENTRY DOORS.
- INNER SLIDING GLASS ENTRY DOOR OPTIONS.
- CUSTOM INTERIOR CLIMATE CONTROL SYSTEMS.
- AIR CURTAINS AVAILABLE FOR RAMP AND ENTRY DOORS.
- INTERIOR WORK AREAS CUSTOM BUILT TO MATCH YOUR UNIQUE WORK STYLE. OPTIONAL CABINET FACES IN YOUR CHOICE OF COLORED SHEET ALUMINUM OR CUSTOM LAMINATE COVERINGS.
- CUSTOM COMMERCIAL RUBBER FLOORING.
- CUSTOM BUILT-IN LISTA AND ARROW MFG. TOOL CABINETS. [DOOR MOUNT AND OTHER STYLE BOXES ALSO AVAILABLE.]
- CUSTOM BUILT WORK STATIONS FOR PROCESSING RACE DATA.
- CUSTOM BUILT ENTERTAINMENT SYSTEMS.
- CUSTOM BUILT ENGINE, TRANS, FRONT END, REAR END, PRO JACK AND FUEL JUG STORAGE CABINETS.
- CUSTOM PARTS WASHER AND CLUTCH GRINDER CABINETS
- WIDE VARIETY OF CUSTOM INTERIOR ELECTRICAL OPTIONS INCLUDING LED AND FLUORESCENT LIGHTING AND POWER OUTLETS FOR BOTH 110 AND 220V NEEDS.
- CUSTOM INSTALLED WINCHES INCLUDING FLIP-UP HIDE-A-WAY FLOOR MOUNTED TYPES ARE AVAILABLE.
- LOGISTIC TRACK AND E-TRACK OPTIONS AS WELL AS CUSTOM INSTALLED D-RING TIE DOWN POINTS.
- CUSTOM CONFIGURED SLICK, HEADER, WING AND DOOR HANGERS.

**Plus MUCH more...If you can dream it up
we can custom build is for you!**