

Custom All Aluminum Stacker Trailers

BUILT FOR SPEED

High Quality Trailers Built by Racers for Racers

SEMI, GOOSENECK, FIFTH WHEEL AND PULL-A-LONG TRAILERS

McELWEE LIFTGATE STACKER TRAILER



Call for a Quote - 815.426.2761

www.tande-racetrailers.com



SAVING
#POWEREDBY

Custom Built Trailers By
T & E ENT.
Auto-Haulers
SHEWAN, IA















Bruce Litton
Trailer Sales
INDIANAPOLIS, IN
(317) 293-7007









Custom Built Trailers by...
T & E ENT.
Auto Haulers
HEARSTADT, IL
815-438-0791

Springfield
Trailers & Equipment






















NOCO
Since 1914
GROUP
GROUP
GROUP
24
Snap-Top
Battery Box
UV | USA
no.co









POWER TECH GENERATORS		PTI-25-T4F	
SN		IQC50BCSZ5727	
CBM#		1002553	
KW	25	VOLTAGE	120/240
PHASE	1	AMPS.	208/104
HERTZ	60	POWER FACTOR	1
RPM	1800	INSULATION CLASS	F
DUTY CONT.	AMBIENT	40. C.	
FUEL ULTRA LOW SULPHUR DIESEL ONLY			
POWER TECHNOLOGY SOUTHEAST, INC.		LEESBURG, FL 34748	
WWW.POWERTECH-GEN.COM		352-365-2777	
ASSEMBLED IN THE U.S.A. WITH U.S. AND FOREIGN SOURCED COMPONENTS.			

WARNING

Breathing diesel engine exhaust exposes you to chemicals known to the State of California to cause cancer and birth defects or other reproductive harm.

- Always start and operate the engine in a well-ventilated area.
- If in an enclosed area, vent the exhaust to the outside.
- Do not modify or tamper with the exhaust system.
- Do not idle the engine except as necessary.

For more information go to www.ProtecAmerica.com/GenSet

©Cummins Safety Systems, LLC | www.cummins.com | 14000 | Cummins Inc. 68831001-10







CAUTION **CAUTION**
TOUCHING BELL
WIRING AND CABLES
CAN CAUSE SEVERE
BURNS OR DEATH.
DO NOT TOUCH
INTERNAL COMPONENTS
OR WIRING.
SEE THE USER MANUAL
FOR SAFETY INFORMATION.

DANGER
HIGH VOLTAGE
ELECTRICITY
IS PRESENT
WHEN THE
UNIT IS ON.
DO NOT TOUCH
INTERNAL COMPONENTS
OR WIRING.
SEE THE USER MANUAL
FOR SAFETY INFORMATION.

WARNING
DO NOT OPEN
THE FRONT PANEL
WHEN THE UNIT IS
ON. THIS MAY
CAUSE SEVERE
BURNS OR DEATH.
SEE THE USER MANUAL
FOR SAFETY INFORMATION.

WARNING
DO NOT TOUCH
INTERNAL COMPONENTS
OR WIRING.
SEE THE USER MANUAL
FOR SAFETY INFORMATION.

WARNING
DO NOT TOUCH
INTERNAL COMPONENTS
OR WIRING.
SEE THE USER MANUAL
FOR SAFETY INFORMATION.

WARNING
DO NOT TOUCH
INTERNAL COMPONENTS
OR WIRING.
SEE THE USER MANUAL
FOR SAFETY INFORMATION.

WARNING
DO NOT TOUCH
INTERNAL COMPONENTS
OR WIRING.
SEE THE USER MANUAL
FOR SAFETY INFORMATION.

WARNING
DO NOT TOUCH
INTERNAL COMPONENTS
OR WIRING.
SEE THE USER MANUAL
FOR SAFETY INFORMATION.

WARNING
DO NOT TOUCH
INTERNAL COMPONENTS
OR WIRING.
SEE THE USER MANUAL
FOR SAFETY INFORMATION.

WARNING
DO NOT TOUCH
INTERNAL COMPONENTS
OR WIRING.
SEE THE USER MANUAL
FOR SAFETY INFORMATION.

WARNING
DO NOT TOUCH
INTERNAL COMPONENTS
OR WIRING.
SEE THE USER MANUAL
FOR SAFETY INFORMATION.

WARNING
DO NOT TOUCH
INTERNAL COMPONENTS
OR WIRING.
SEE THE USER MANUAL
FOR SAFETY INFORMATION.











Bruce Litton
Trailer Sales
MANASSAS, VA
703-791-1000






Bruce Litton
Trailer Sales
P.O. Box 12345
12345-6789

Litton
Sales
MILWAUKEE, WI
262-71221












































XM RADIO ID: QZAG3D05













WARNING
This equipment contains hazardous energy. Before working on this equipment, disconnect the power and lock out the main power supply. See the instructions for more information.

TABLE 1: WIRING DIAGRAM

Terminal	Wire Color	Device
1	Red	Line
2	Black	Line
3	White	Neutral
4	Green	Ground
5	Blue	Control
6	Yellow	Control
7	Purple	Control
8	Brown	Control
9	Pink	Control
10	Grey	Control

THIS EQUIPMENT IS NOT TO BE USED FOR ANY OTHER PURPOSES THAN THE ONE INTENDED BY THE MANUFACTURER.

WARNING
This equipment contains hazardous energy. Before working on this equipment, disconnect the power and lock out the main power supply. See the instructions for more information.













































DANGER PINCH POINT



























DANGER PINCH POINT

TE
R
R

Custom Built Trailers by...

T & E ENT.
AutoHaulers

HERSCHEN, IL.
815-426-2761























MICELINE

























110 LIGHTS

LOWER

UPPER

AWN. LIGHTS

AWN. RECEPS

FLOOD

WATER PUMP

A rectangular control panel for a generator, mounted on a dark, textured surface. The panel features two analog gauges at the top: the left one is labeled 'OIL' and the right one is labeled 'TEMP'. Below the gauges are three controls: a digital display labeled 'HOURS' with 'ON' above it, a prominent red emergency stop button, and a toggle switch labeled 'START / STOP'. At the bottom left of the panel is the logo for 'POWER TECH GENERATORS'.





































